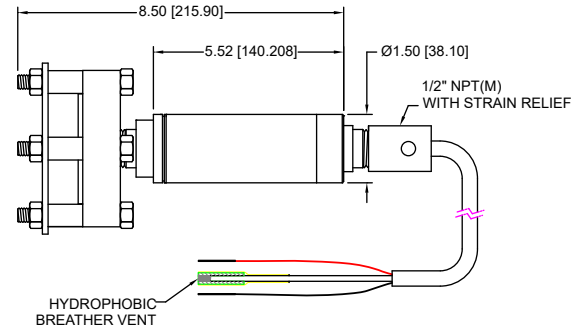
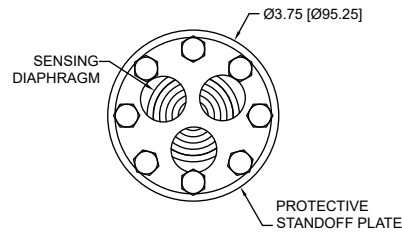


MODEL 411-M351

FIELD RANGEABLE SUBMERSIBLE TRANSMITTER



STANDARD WIRING

WIRE	MODEL 411-M351
1/RED	+EXC/SIG
4/BLK	-EXC/SIG
SHIELD	OPEN

**REF DIMENSIONS ONLY.
CONSULT FACTORY FOR ACTUAL DIMENSIONS.**

PRODUCT OVERVIEW:

The Model 411-M351 from GP:50 is a submersible lift station and sludge level transmitter with field adjustability. It's all stainless-steel design incorporates a 3-inch diameter clog-resistant sensing diaphragm and corrosion resistant protective baffle plate. These features facilitate high accuracy level measurements, even in heavy sludge conditions. The field adjustment option provides for zero and span adjustments as well as rangeability. This field adjustable option eliminates need to rescale your panel meter when replacing transmitters and allows for fewer units to stock due to rangeability options. This combination of durability and accuracy, coupled with over 25 years of proven field service have helped make the GP:50 Model 411-M351 an industry gold standard for water and wastewater level monitoring.

FEATURES:

- 3-inch diameter sensing diaphragm resists clogging
- Protective baffle plate reduces risk of sensor damage
- Field rangeable electronics via HART communicator or HART USB Dongle and GP:50 software
- Corrosion-resistant, all stainless steel construction
- Ranges from 0 to 10 thru 0 to 1,100 feet WC (0 to 3 thru 0 to 335 meters WC)
- Rated to 1,100 feet (335 meters) WC

APPLICATIONS:

- Submersible pump lift station level monitoring
- Wet wells
- Process sumps
- Water tanks and reservoirs
- Process sludge (including heavy sludge)
- Water and wastewater level monitoring

OPTIONS:

- External lightning / surge protection package optional
- HART USB dongle with configuration software
- Android interface for field configuration
- Optional temperature output

GP:50 MODEL 411-M351

REFERENCE SPECIFICATIONS

(Standard configurations shown, consult factory for other options)

ELECTRICAL	
Output Signal:	Two-wire 4-20 mA with digital HART protocol
Excitation Voltage:	12 to 36 Vdc
Input Impedance:	250 Ω max. at 17 Vdc
Insulation Resistance:	> 10 M Ω at 50 Vdc
Resolution:	12-bit
Frequency Response:	From 0.07 to 40 sec (software adjustable)
Circuit Protection:	RFI and EMI surge protection


MATERIALS OF CONSTRUCTION	
Housing:	All 316 stainless steel construction of sensor, baffle plate and housing

ACCURACY (BFSL): Hysteresis, non-Linearity & Repeatability @ + 70 °F	
Standard:	$\pm 0.5\%$
Optional:	$\pm 0.2\%$
Zero/Span Balance:	$\pm 0.1\%$ FSO

MECHANICAL	
Process Connection:	Oil filled diaphragm
Electrical Connection:	1/2" NPT (M) conduit with 40 feet of 3-conductor, 18 AWG Hytrel jacketed cable (optional Tefzel jacketing)
Proof Pressure:	2X FSO or 22,500 PSI (1,551 BAR), whichever is less
Burst Pressure:	5X FSO or 22,500 PSI (1,551 BAR), whichever is less
External Pressure:	500 PSI max. (35 BAR)
Weight:	5.5 lb (2.5 kg)

PRESSURE RANGES	
0 to 5 thru 0 to 500 PSI (0 to 10 feet thru 0 to 1,153 feet WC)	
(0 to 3 thru 0 to 335 meters WC)	

THERMAL SPECIFICATIONS	
Operating Ambient:	-40 °F to +150 °F (-40 °C to +66 °C)
Compensated:	0 °F to +140 °F (-17.7 °C to +60 °C)
Effect on Zero/Span:	$\pm 2.0\%$ FSO/100 °F



WASTE WATER SUBMERSIBLES

