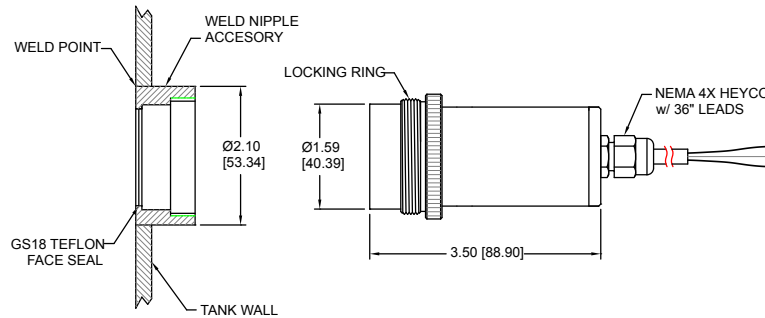



MODEL 218 / 318 SANITARY FLUSH DIAPHRAGM PRESSURE TRANSMITTER



STANDARD WIRING

WIRE	MODEL 218	MODEL 318
1/RED	+EXC	+EXC/SIG
2/GRN	+SIG	N/C
3/WHT	N/C	N/C
4/BLK	-EXC/SIG	-EXC/SIG
5/BLU	N/C	N/C
6/BRN	N/C	N/C
SHIELD	OPEN	OPEN



Standard configurations shown.
Please consult factory for other options.

PRODUCT OVERVIEW:

GP:50's model 18 series provides a thread on flush process connection that meets 3A sanitary design standards. The NEMA 4X all welded stainless steel provides protection from water ingress and is designed for the extremes associated with food and beverage processing. An optional high temperature version provides reliable operation in CIP processes to +250 °F (+121 °C).

FEATURES:

- Flush process diaphragm eliminates process plugging
- Complies with 3A standard 74-07
- Ranges from 0 to 30" WC thru 0 to 1000 PSI (150 mBAR to 59 BAR)
- Rugged, all-welded, 316 stainless steel construction
- Vented cable or quick disconnect option for low range gage reference eliminates water intrusion
- Flush to tank wall installation

APPLICATIONS:

- Food processing
- Dairy and beverage
- Pharmaceutical
- Medical laboratory

OPTIONS:

- Zero and span adjustment
- IP-67 NEMA 6
- Expanded process temperature range -65 °F to +250 °F (-54 °C to +121 °C)
- Wide selection of process and electrical mating accessories

GP:50 MODEL 218 / 318

REFERENCE SPECIFICATIONS

(Standard configurations shown, consult factory for other options)

ELECTRICAL	
Excitation Voltage:	(Model 218) 10.5 to 32 Vdc (Model 318) 9 to 40 Vdc
Output Signal:	(Model 218) 5.0 Vdc $\pm 2\%$ FSO (Model 318) 4-20 mA $\pm 2\%$ FSO
Input Current:	(Model 218) 8 mA (Model 318) 23 mA max.
Load Resistance:	(Model 218) 3K Ω min
Circuit Protection:	Reverse polarity protected and RFI & EMI protection


MATERIALS OF CONSTRUCTION	
Wetted Parts:	316 Stainless Steel, Inconel and Hastelloy available (3A 74-06 compliant) rated
Housing:	316 Stainless Steel, NEMA-4X

ACCURACY (BFSL): Hysteresis, non-Linearity & Repeatability @ +70 °F	
Standard:	$\pm 0.5\%$ FSO
Improved:	$\pm 0.2\%$ FSO, $\pm 0.1\%$ FSO
Zero Balance and FSO:	$\pm 2.0\%$ FSO (Horizontal position)

MECHANICAL	
Process Connection:	1-3/4" - 20 UNF thread to 316 stainless steel weld nipple (weld nipple not included)
Electrical Connection:	8 foot, 6 conductor, 18 AWG Hytrel jacketed cable. Barometric vent provided on ranges <300 PSI
Proof Pressure:	3X FSO
Burst Pressure:	5X FSO
Approximate Weight:	12 oz. (0.3 kg) nominal

PRESSURE RANGES	
0 to 30" WC thru 0 to 1K PSI (150 mBAR to 59 BAR)	

THERMAL SPECIFICATIONS	
Operating Range:	0 °F to +185 °F (-18 °C to +85 °C)
Compensated Range:	30 °F to +170 °F (-1 °C to +77 °C)
Effect on Zero/Span:	< $\pm 2\%$ FSO/100 °F
Orientation Shift:	$\pm 1"$ WC, zero and span adjust (option GJ or JH) is recommended on ranges $\leq 200"$ WC



SANITARY

