



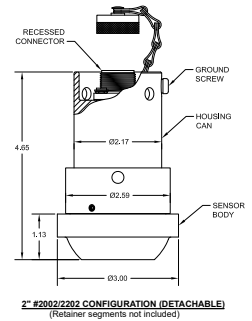
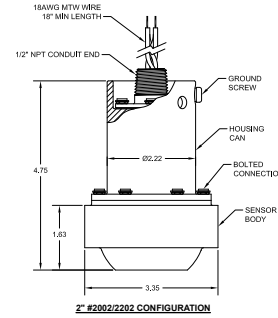
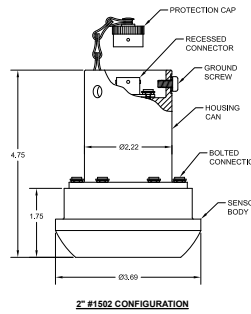
MODEL 170/270/370

WECO® "HAMMER" UNION PRESSURE TRANSMITTER

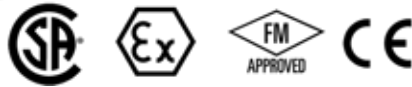


STANDARD WIRING		
PIN OR WIRE COLOR	MODEL 170/270	MODEL 370
A1/RED	+EXC	+EXC/SIG
B2/BLK	-EXC	-EXC/SIG
C3/BLU	+SIG	N/C
D4/WHY	-SIG	CASE GND
E5/ORG	+SHUNTICAL**	+SHUNTICAL**
F6/BRN	-SHUNTICAL**	-SHUNTICAL**
GREEN***	CASE GND.	CASE GND.

* MODEL 270 ONLY, JUMPED TO -EXC (PIN B2 OR BLACK WIRE)
 ** NO CONNECT FOR OPTION QY
 *** FOR OPTION CF



Inches (mm)



Standard configurations shown. Please consult factory for other options.

PRODUCT OVERVIEW:

The industry exclusive Model 170/270/370 WECO® Hammer Union Pressure Transmitter from GP:50 is ruggedly designed and engineered to effectively address demanding shock and vibration and installation challenges within the oilfield environment. Units are directly compatible with WECO® 2"-1502, 2202, 2002 or 602 wing union fittings. They are also available in multiple outputs, ranges, electrical connections, and area approvals to meet specific requirements.

FEATURES:

- Reduced zero offset due to installation
- High-accuracy option of $\pm 0.10\%$ FSO
- Corrosion resistant, high strength fasteners eliminate housing breakage
- Hazardous location approvals
- 0 to 1000 thru 0 to 20K PSI (69 thru 1,379 BAR)
- Compatible with 2" 1502, 2002, 2202, and 602 wing union fittings

APPLICATIONS:

- Fracking, cementing, coil tubing and acidizing
- Mud pumps / Measure While Drilling
- Choke and kill manifolds
- Standpipe pressure
- Wellhead measurement

OPTIONS:

- FM, CSA ATEX, CE*
- Internal, isolated shunt calibration
- Temperature output options
- mV/V, 0 to 5 Vdc, 4-20 mA, CANbus outputs
- 'Connector Guard' eliminates connector breakage
- High temperature option to +350 °F (+177 °C)
- Comprehensive list of electrical connections

*For details of available approvals go to:
<https://www.gp50.com/certifications>



GP:50 MODEL 170/270/370

REFERENCE SPECIFICATIONS

(Standard configurations shown, consult factory for other options)

ELECTRICAL	
Output Signal:	(170) 1.6 mV/V typical (270) 0 to 5 Vdc (370) 4-20 mA (570) CANbus J1939
Excitation Voltage:	(170) 5 to 16 Vdc max (270) 9 to 36 Vdc (370) 9 to 36 Vdc (10 to 28 Vdc for IS approvals)
Insulation Resistance:	(170) > 100K Ω (270) > 10K Ω
Input Current:	(170) 1 mA (270) 8 mA (370) 23 mA max
Circuit Protection:	RFI, EMI and reverse polarity

MATERIALS OF CONSTRUCTION	
Wetted Parts: (Standard shown, options available)	17-4 PH (H1025) SST for $\leq 10K$ PSI and Inconel 718 NACE for $\geq 15K$ PSI
Housing:	300 Series Stainless Steel

ACCURACY (BFSL): Hysteresis, Non-Linearity & Repeatability @ +70 °F	
Standard:	$\leq \pm 0.25\%$ FSO
Improved:	$\leq \pm 0.10\%$ FSO
Zero & Span Balance:	$\pm 0.50\%$ FSO typ / $\pm 1.0\%$ FSO max

MECHANICAL	
Process Connection:	WECO® 2" - 1502, 2002/2202 or 602
Electrical Connection:	Bendix PTO2E-10-6P
Proof Pressure:	1.5X FSO 22.5K PSI, whichever is less
Burst Pressure:	3.0X FSO
Approximate Weight:	<6 lbs. (2.7 kg) (options may affect weight)

PRESSURE RANGES	
0 to 5000 PSI thru 0 to 20K PSI (345 thru 1,379 BAR)	

THERMAL SPECIFICATIONS	
Operating Range:	-50 °F to +190 °F (-45 °C to +88 °C)
Compensated Range:	-40 °F to +180 °F (-40 °C to +82 °C)
Optional:	High-temp version to +350 °F (+177 °C)

APPROVALS (370 SERIES ONLY)	
FM/CSA/ATEX/IEC Class 1 Div 1/Zone 0 Intrinsic Safety	
FM/CSA/ATEX/IEC Class 1 Div 2/Zone 2	
CE Marked	

